

## Installation

Remove Cover of Battery Monitor using the slots in side of plastic case.  
 Attach Battery Monitor base using 4 screw holes.  
 Reattach Cover to base.


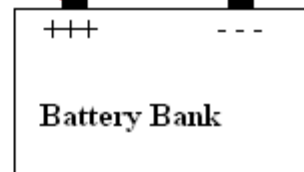
### Battery Cable Hookup

Attach RED wire to battery bank “+” plus terminal  
 Attach BLACK wire to battery bank “-“ minus terminal



12 Volt Battery	24 Volt Battery	36 Volt Battery	48 Volt Battery	State of Charge
11.65	23.30	34.95	46.60	10%
11.77	23.54	35.31	47.08	20%
11.89	23.79	35.67	47.58	30%
12.02	24.03	36.06	48.06	40%
12.14	24.28	36.42	48.56	50%
12.26	24.52	36.78	49.04	60%
12.38	24.77	37.14	49.54	70%
12.51	25.01	37.53	50.02	80%
12.63	25.25	37.89	50.50	90%
12.75	25.50	38.25	51.00	100%
14.25	28.50	42.75	57.00	Full Rate FLA
13.65	27.30	40.95	54.60	Full Rate Gel

\*Note: The Battery Monitor enters the self test mode when power is first applied. All LEDs are tested one by one.

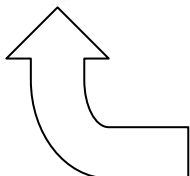


### Battery chemistry jumper:

**ON = GEL** (13.65V to turn on green light)

**OFF = AGM & FLOODED** (14.25V to turn on green light)

**voltage must be attained for 2 hours to turn green light on**



## Status Display

One of 10 LEDs light to show present battery capacity. Capacity is based on battery voltage.

Extended status is displayed using one of the three LEDs located under the tinted window. Use the decal on the cover as a key to explain their meaning.



On the above display the green LED indicates the battery has 90% of full charge. The red LED behind the tinted cover indicates the battery has not been fully charged for at least 2 weeks.

Nominal Input Voltage Range	12V, 24V, 36V, 48V
Absolute Maximum Input	70V
Reverse Polarity Protection (max)	100V
Average Current	15 mA (at 12V)
Charge Status LEDs	10
Extended Charge Status LEDs	3
Physical Size	4.75" x 3.76" x 0.85"
Humidity	5 – 95% Non Condensing

Indoor Installation Only in Dry Area Protected from direct sun.  
Battery Monitor must be installed within 30 ft. of battery bank.

MidNite Solar Inc.  
17722 67<sup>th</sup> Ave NE  
Arlington, WA 98223

midnitesolar.com  
Ph: 425-374-9060  
Fax: 360-691-6882